


design made in germany

Wilkhahn

Aline.

230 range



Aline skid-base chair
Design: Andreas Störko

Model 230/1
Minimum material input,
maximum transparency
and easy handling combine
aesthetics with comfort
and functionality.



Chairs with and without armrests stackable up to 15-high free standing, or 25-high with stacking trolley. Low weight allows easy, neat stacking with each chair adding only 20 mm to the height of the stack.



Aline. Intriguing transparency.

With the Aline product family, Wilkhahn sets a new standard for furnishing areas where professional handling is as important as convincing aesthetics. Multi-purpose chair or counter height stool, visitor or office swivel chair, low, high or cafeteria tables – Aline combines minimum material input, maximum transparency and inspired functionality to create an ambience that is loose and light, while remaining distinctive.

The skid-base chair is the heart of the Aline product family. It marks the synthesis of design, innovation and quality within a concept that is both coherent and innovative: cantilever seat and back frames in high-performance polyamide and a graceful skid-base frame in bright chromium-plated steel rod form a stable structural grid with slender material cross sections and low weight. The resilient, colour-matched covering adapts to the widest variety of differing body dimensions, and permanent ventilation for the body contact ensures a pleasant and relaxed sitting experience.

The ingenious feature is the elegant design of the seat frame using a “tramline principle”: the self-engaging, stackable seat frame allows neat, extremely compact storage, while protecting the fabric, membrane-like upholstery.

Aline is therefore an ideal multi-purpose chair that fulfils the following performance requirements:

- It can stand alone, be casually grouped or used as concourse seating.
- It is suitable for both short and long periods of sitting.
- It combines a high degree of standardization with wide scope of application.
- Low weight and robust materials reduce operating costs.



Aline. Simplicity – multiplicity.

The art of reducing to essentials is the key to maximizing the scope of application: Aline is the perfect solution as conference or seminar seating or for a private dining room – the character of the Aline skid-base chair is defined by the chosen setting. The integrated design, optically reduced to just two materials, allows Aline to fit equally well into restaurants, conference rooms, lecture halls, lounges, customer service halls or a private ambience. Aline is a truly multi-purpose chair: just one chair model, optionally with or without armrests, allows solutions to a host of furnishing requirements.

The coherently designed, through-dyed seat and back frames with resilient, colour-matched mesh covering are available in white, grey and black. The skid base in round steel rod has been designed to a high level of robustness and therefore has a bright chromium-plated finish. Depending on the flooring, the skid base is available without glides, or with glides with an optional felt insert.


Whatever the application, Aline is always a convincing solution due to its unmistakably attractive appearance and excellent seated comfort.


The elegant curve of the frames and the high transparency of the material distinguish this range, making it the epitome of optical lightness – for example, as a conference chair in combination with the Confair folding table.

The integral inline connector, self-parking out of use, in chromium-plated steel, is a simple optional feature for the skid-base chair: rotate to activate, insert an adjacent chair – that's all. No separate components or assembly required.




Placed side by side, the rear curves of the seat and back frames create a lively visual pattern and give Aline a graceful and subtle organic appearance.





The elegant transparency of the material preserves the ambience of an interior even in high-density arrangements. And the ingeniously easy-to-operate inline connector makes organizing chairs child's play.





For informal areas for breaks and bistros, the counter and bar height stool provides distinctive aesthetics and pleasant seated comfort consistent with the skid-base chair. For integrated solutions: the range includes matching square or circular high tables, optionally stackable, with slender 12 mm tops, through-dyed in black or white, colour-matched columns and a low-profile, contoured aluminium star base.

Aline.

A refreshing break out.

In addition to the multi-purpose skid-base chair, the Aline range includes counter and bar height stools, simple office and visitor swivel chairs as well as square and circular pedestal top tables in low, sitting and standing height. Aline's graceful, transparent design is an excellent solution for furnishing "break-out spaces" combining an informal atmosphere with professional use: for example, showrooms and consultation spaces, areas for breaks, lounges and bistros, libraries and internet cafés or a private dining area and home office.

Whatever the application, Aline creates a loose and light ambience that extends an invitation to linger and chat. A memorable atmosphere due to aesthetic quality, seated comfort and ingenious functionality.





In addition to high tables and cafeteria versions, the range is completed by low-height tables for lounge applications.

Intriguing practicality: the high tables are optionally available with a slot in the top surface allowing up to three tables to stack compactly.



Aline. Purposeful.

Elegance aside – Aline always cuts a truly professional figure: intelligent details such as the inline chair connector or the compact storage function of the high tables ensure that not only sitting is an extremely comfortable experience, but also handling is convenient too.

In addition to aesthetic finesse and ingenious functionality, Aline is easy-care: the materials have antibacterial properties and are easy to keep clean. Subsequently, the chairs and tables are an excellent choice for furnishing quality-oriented health-care and wellness facilities.





Model 232/1

Aline
Visitor and office swivel chair
 Design: Andreas Störiko

The visitor and office swivel chairs are a convincing solution due to distinctive, graceful aesthetics and pleasant seated comfort.



Model 231/2



Model 232/2

Aline.

In pursuit of perfection.

As the range combines fascinating aesthetic lightness and seated comfort, it seems logical to add an office and a visitor swivel chair using this design concept. Wilkhahn and designer Andreas Störiko have therefore developed a fascinating, function-specific seat frame that is mounted on a swivel pedestal.

The perfectly contoured star bases in die-cast aluminium feature the same design quality as the seat and back frames: a low-profile, four-star base for the Aline visitor swivel chair that is also used for the pedestal tables, and a vertically aligned, five-star base on castors for the mobile, infinitely adjustable Aline office swivel chair. Both visitor and office swivel chairs include a contact suppression feature that working in conjunction with the elasticity of the seat provides a superbly comfortable seat platform.

Consistent with Aline design, both model groups are available with seat and back frames through-dyed in black, grey or white with a mesh covering in the same colour, plus optional armrests. Star bases and columns are bright chromium-plated and designed to meet high performance requirements.

Aline swivel chair models are therefore the perfect aesthetic and practical solution for furnishing meeting and conference spaces, showrooms, reading rooms, internet cafés or also for home office spaces.



On the newly developed seat frame, manufactured as a single section, a structural four-arm spur fits directly to the swivel pedestal. The five-star base and column with a bright chromium-plated finish are designed for high performance and emphasize the elegance of the swivel chairs.







The transparent design of the visitor swivel chairs harmonizes particularly well with tables that also convey quality and clarity – for example, the DinA table range.

A loose, light and fresh ambience: the white Aline chair is ideal for applications in a private setting or for wellness and health-care facilities. For example, in combination with the mobile Timetable range, also designed by Andreas Störiko.



At this consultation workplace featuring a table from the DinA range, the black Aline swivel chair and skid-base models look almost invisible: the black frames and mesh covering are not only elegant but they reflect hardly any light and thus emphasize optical transparency.





Technical details

Function

Graceful, coherently designed furnishing range for versatile application in meeting, consultation and seminar interiors, in showrooms and event spaces, lounge, break and bistro areas, a library, internet café or home office.

Skid-base chair

Light, transparent, stackable chair as a seating solution for spaces used for meetings, consultations, seminars and large-scale events. Neat, extremely compact storage, with each chair adding only 20 mm to the height of the stack due to self-engaging, covered seat and back frames (total height of 15 stacked chairs is 106 cm). Weight 5.1 kg only (without armrests), 5.4 kg with armrests.

Counter/bar height stool

Elegant, optically light stool with backrest and footrest bar.

Visitor and office swivel chairs

Understated, optically light, swivel visitor chairs and height-adjustable office swivel chairs for meeting and consultation spaces, internet cafés and temporary workplaces.

Tables

Square and circular top pedestal tables in low, sitting and standing height (optionally stackable) for lounge and break areas, cafeterias and bistros.

Chairs

Frame

Skid-base chair: skid base in round steel rod, diameter 12 mm, bright chromium-plated. The skid base supports the front seat frame and integrates with the backrest frame at the rear. On request, with additional glides in black polyurethane for hard floors or in black polyamide for soft floors, optionally with felt insert.

Bar height stool: as for skid-base chair, but not stackable. Additional bright chromium-plated stretchers (16 x 6 mm) that form a stable structural grid, integrating a recessed footrest bar in round steel rod.

Swivel chair and office swivel chair: four-star base (swivel chair) or five-star base (office swivel chair) in die-cast aluminium, bright chromium-plated. Swivel chair with glides in black polyamide (for soft floors) or black polyurethane (for hard floors), optionally with additional felt insert. Office swivel chair with twin wheel swivel castors in black polyamide with load dependent braking

(for soft floors) or with a soft lining (for hard floors); anti-static castors on request. Fixed height swivel pedestal: column includes a contact suppression feature that working in conjunction with the elasticity of the seat provides a superbly comfortable seat platform (swivel chair); and swivel pedestal with additional infinitely variable height adjustment (office swivel chair); gas lift with bright chromium-plated canister.

Seat and back

Seat and back frames in high-performance, glass fibre-reinforced polyamide, optionally through-dyed in black, grey or white, covered in resilient polyester in the same colour as the seat and back frames. Back frame optionally with armrests in the same material and colour or without armrests.

Tables

Frame

Four-star base in die-cast aluminium, bright chromium-plated, with glides in black polyamide (for soft floors) or black polyurethane (for hard floors), optionally with additional felt insert. Central column in 4 mm steel tube, diameter 40 mm, for low, sitting and standing height (45/73/105 cm), coated in black or white to match top surface, with steel flange and circlip coated black; stackable version additionally with slip-free separator, collar and docking guide in black plastic.

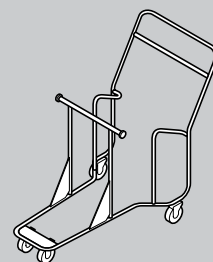
Table tops

Black or white through-dyed 12 mm HPL (high pressure laminate), with chamfered edges; available in formats 60 x 60 cm (for table heights 45 and 105 cm) and 70 x 70 cm (for table height 73 cm) or circular, Ø 75 cm (for table height 45 and 73 cm) and Ø 70 cm (for table height 105 cm).

Accessories

Optional for skid-base chair: inline connector, self-parking out of use, in flat, chromium-plated steel. When linked, chairs with armrests must alternate with chairs without armrests. Stacking trolley allowing compact storage in steel tube, coated black, with heavy duty wheels for hard and soft floors, two of which are lockable directional wheels.

Subject to technical change without notice.




232

61/118 H 96
Stacking trolley for compact storage for a stack of up to 25 chairs.



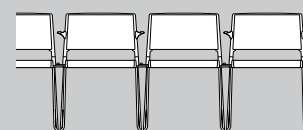
231

Integral inline connector, self-parking underneath seat when out of use (can be retrofitted) for model 230/1 and 230/2.

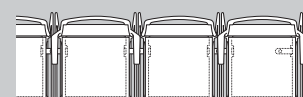


106

89




78



58


When using inline connectors: chairs with armrests must alternate with models without armrests.




230/1
 □44 □78 □54 ■58



230/2
 □44 □78 ■59 ■58



230/5
 □69 □105 □50 ■61



230/6
 □69 □105 ■59 ■61



231/1
 □44 □80 □50 ■67




231/2
 □44 □80 ■59 ■67




232/1
 □40/52 □75/88 □65 ■64



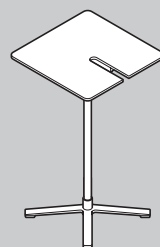
232/2
 □40/52 □75/88 □65 ■64



235/1
 60 x 60, H 45



235/2
 70 x 70, H 73



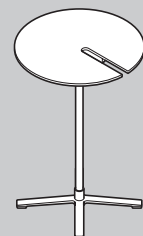
235/3
 60 x 60, H 105



236/1
 Ø 75, H 45



236/2
 Ø 75, H 73



236/3
 Ø 70, H 105

Symbols
 □ Seat height
 □ Overall height
 □ Width
 ■ Depth

All dimensions in cm.

